

Power quality improvement and energy efficiency at
East Building, 10400 E. Alameda, Denver Colorado 80247-5104

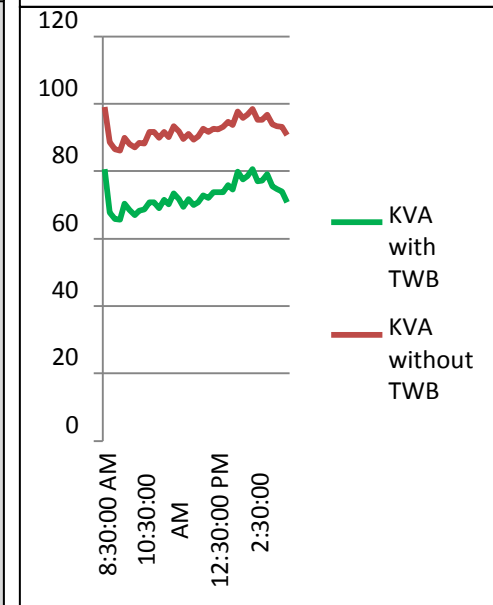
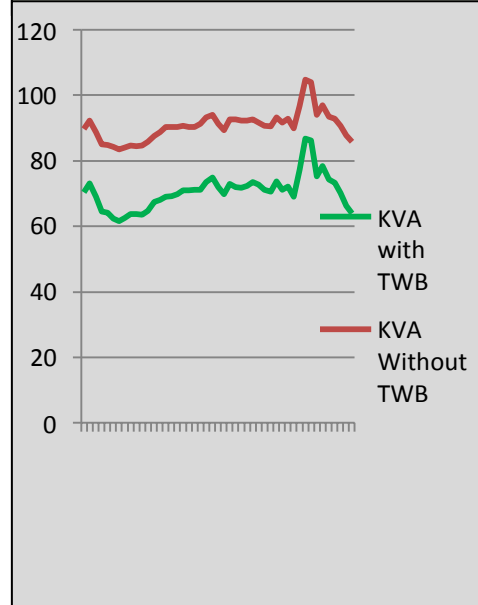
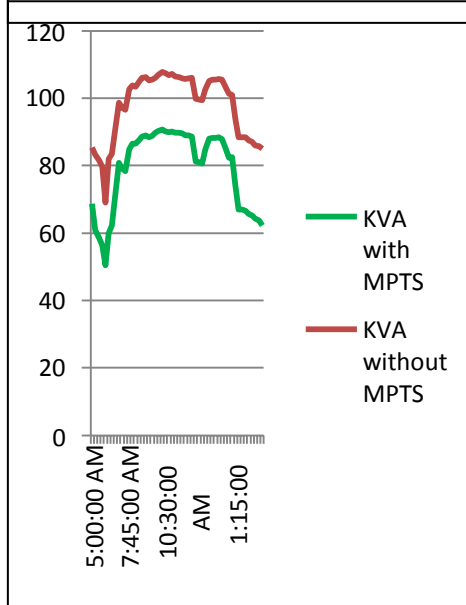
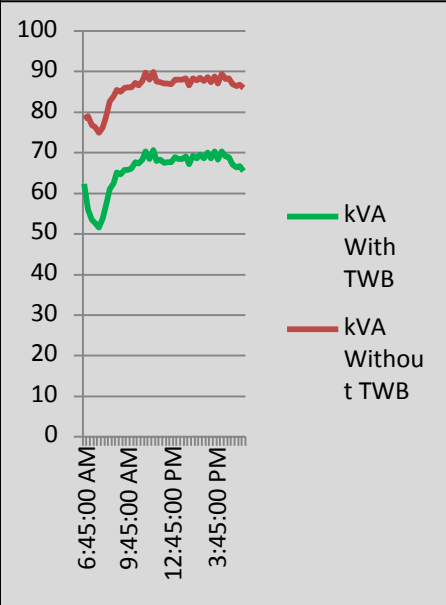
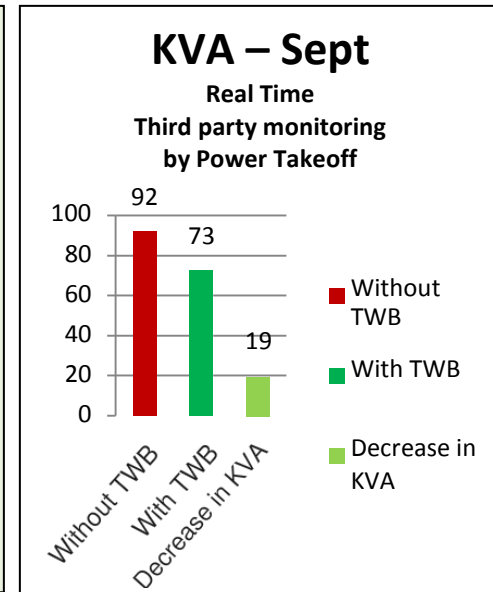
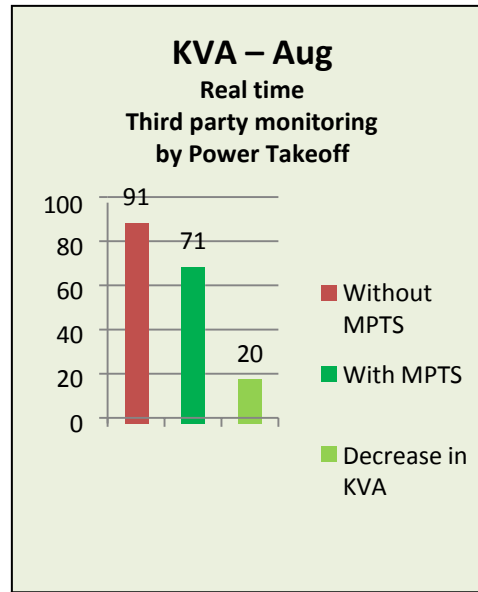
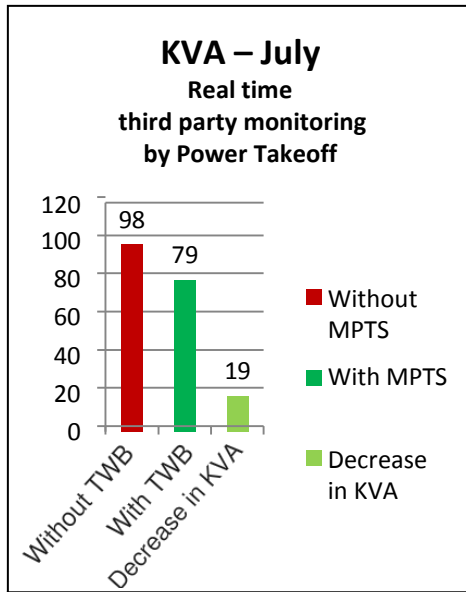
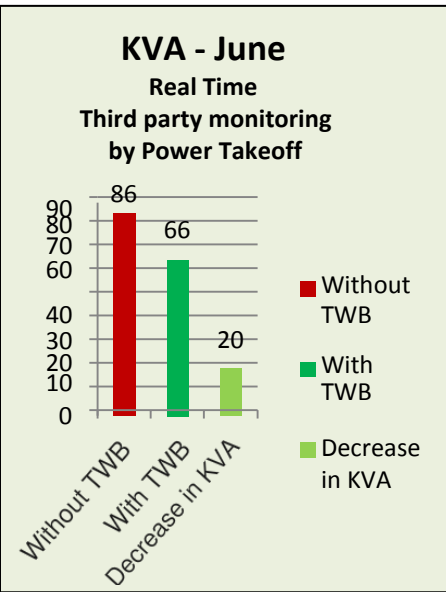
Impact of THE WHITE BOX (TWB) on the Utility Bill

TWB Unit Installed by Accentz
on the HVAC – Chiller

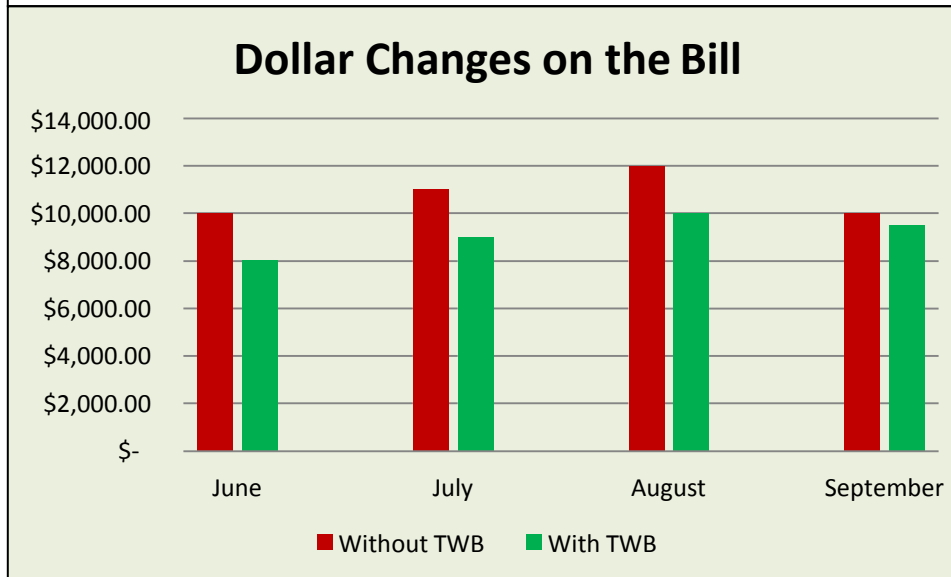
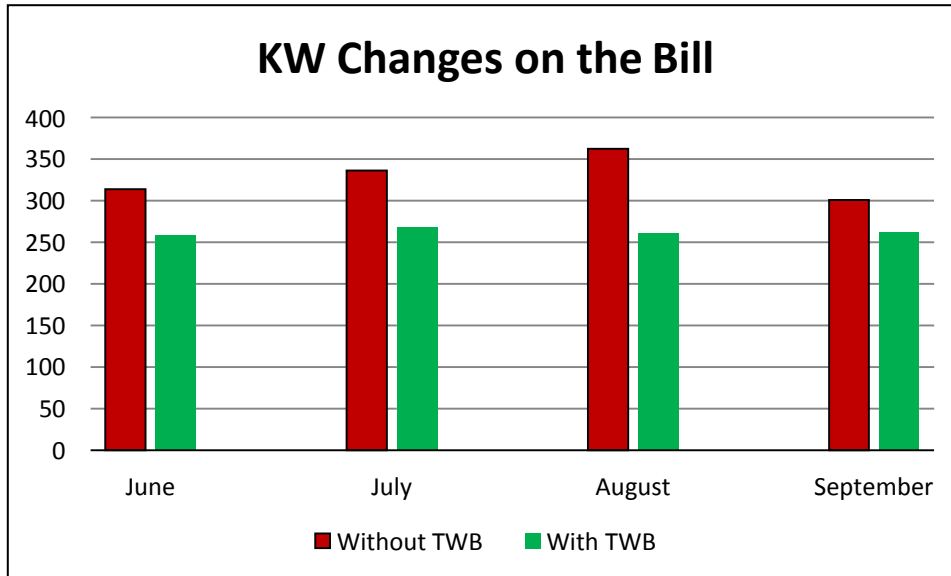


Chief Engineer
Kaiser Permanente
Regional Offices
10350 East Dakota Avenue
Denver, CO 80247-5199

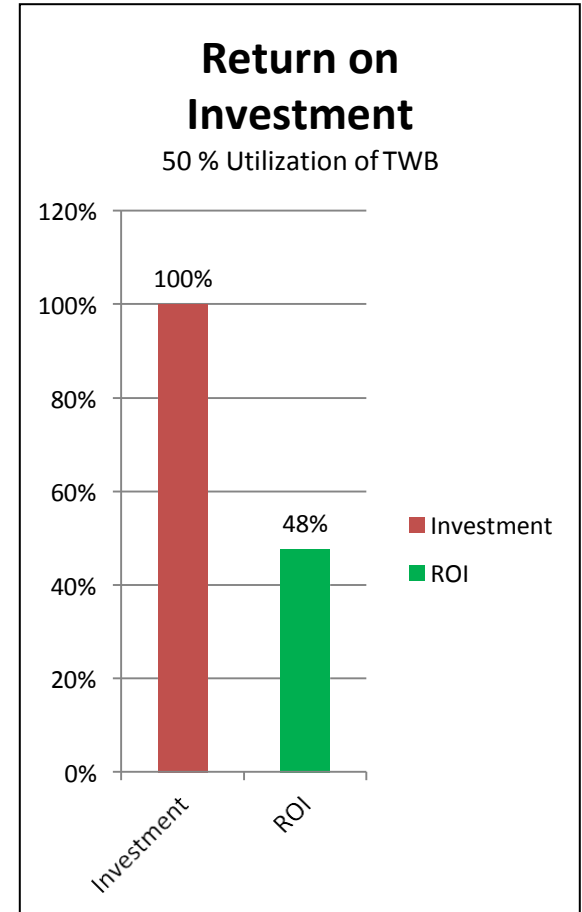
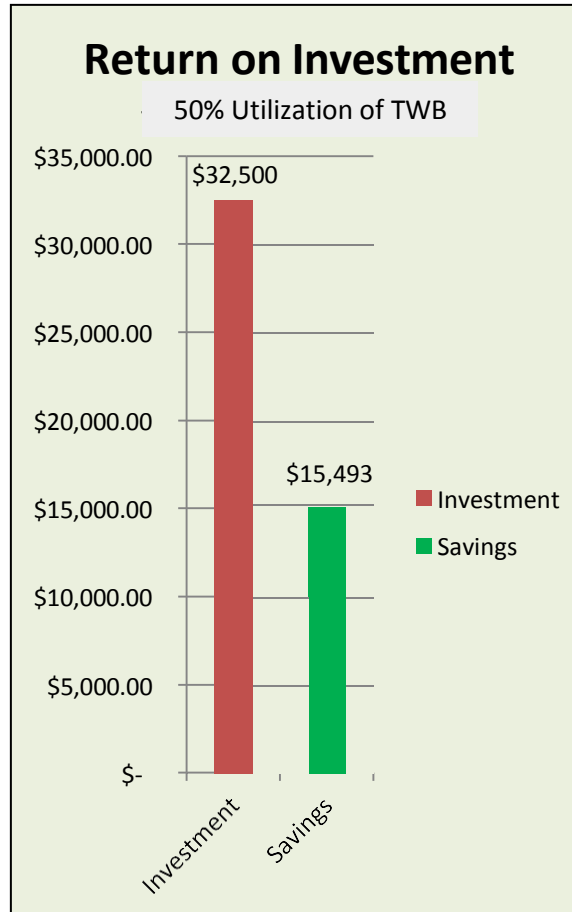
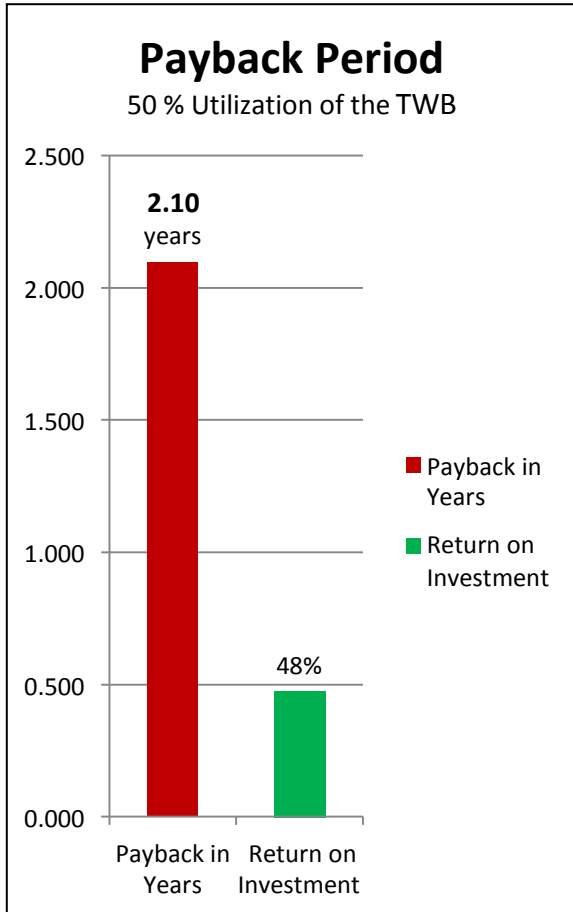
Power quality improvement and energy efficiency at East Building, 10400 E. Alameda, Denver Colorado 80247-5104



Power quality improvement and energy efficiency at East Building, 10400 E. Alameda, Denver Colorado 80247-5104



Power quality improvement and energy efficiency at East Building, 10400 E. Alameda, Denver Colorado 80247-5104



Changes in the Utility Bill

KP - Utility Bill comparison for Month of August					
Description	Last Year	This Year		Last Year	This Year
EL Energy Supply (kWh)/SG	\$ 469.97	\$ 451.05		99,360	95,360
EL OTH: Adjustment/GRSA	\$ 910.76	\$ 633.16		12,459	9,230
EL OTH: Adjustment/Trans Cost ADJ	\$ 94.12	\$ 91.35	KW	362	261
EL OTH: Adjustment/Elec Commodity ADJ	\$ 3,150.71	\$ 3,426.28		99,360	95,360
EL OTH: Adjustment	\$ -	\$ -		-	-
EL: Demand Side Management	\$ 314.94	\$ 206.19	KW	362	261
EL: Demand Side Management	\$ -	\$ -	KW	-	-
EL OTH: Adjustment/Purch CAP cost ADJ	\$ 713.14	\$ 542.88	KW	362	261
EL DEMAND: Actual (kW)/Distribution Demand	\$ 1,752.08	\$ 1,263.24	KW	362	261
EL OTH: Adjustment/Gen & Trans	\$ 3,967.52	\$ 2,860.00	KW	362	261
EL OTH: Adjustment/Gen & Trans					
EL: Facility Chg/Service and Facility	\$ 40.00	\$ 40.00		2	2
EL OTH: Adjustment/Renew Energy STD ADJ	\$ 228.00	\$ 190.29		11,413	9515
EL OTH: Adjustment/Elec Commodity ADJ					
EL TAX/Franchise Tax /Fee	\$ 349.25	\$ 291.15	Taxes	-	-
EL TAX/State and Local Tax	\$ 913.71	\$ 761.73	Taxes	-	-
	\$ 12,904.20	\$ 10,757.32			
KW Charges					
	Last Year	This Year		Last Year	This Year
With and Without TWB	\$ 94.12	\$ 91.35	KW	362	261
	\$ 314.94	\$ 206.19	KW	362	261
	\$ -	\$ -	KW	-	-
	\$ 713.14	\$ 542.88	KW	362	261
	\$ 1,752.08	\$ 1,263.24	KW	362	261
	\$ 3,967.52	\$ 2,860.00	KW	362	261
	\$ -	\$ -			
	\$ 6,841.80	\$ 4,963.66			
Taxes	\$ 349.25	\$ 291.15	Taxes		
	\$ 913.71	\$ 761.73	Taxes		
	\$ 1,262.96	\$ 1,052.88			
Billed Savings		\$ 2,088.22		KW Savings	101

